


VISUAL PLANNING SYSTEMS™

# Strategic Visioning



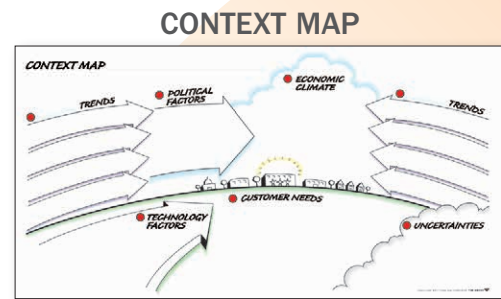
Strategic Visioning (SV) is a uniquely flexible methodology for visually aided strategic analysis. It supports strategy development, alignment, and organization change for any kind of organization.

At the heart of the SV approach is a series of thoughtful conversations, visually supported, that bring key stakeholders into consensus about new directions. Hindsight is combined with foresight to create insight and clarify action plans. Active visual facilitation creates a high-engagement process that supports breakthrough thinking around strategy, vision, action plans, and design of organizational communications.

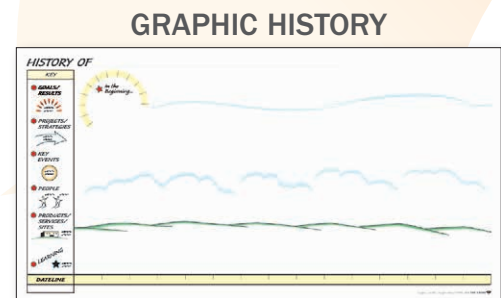
While preserving the best practices of traditional planning, Strategic Visioning adds the engagement, creativity and big-picture thinking that visual facilitation provides. The process is distinctive in using large visual templates, called Graphic Guides®, to support groups creating wall-sized, panoramic charts that capture conversations about their organization's environment, current situation, vision of a desired future state and action plans for implementing their strategic vision.

# Strategic Visioning

## STAGE 2: Exploring and Learning

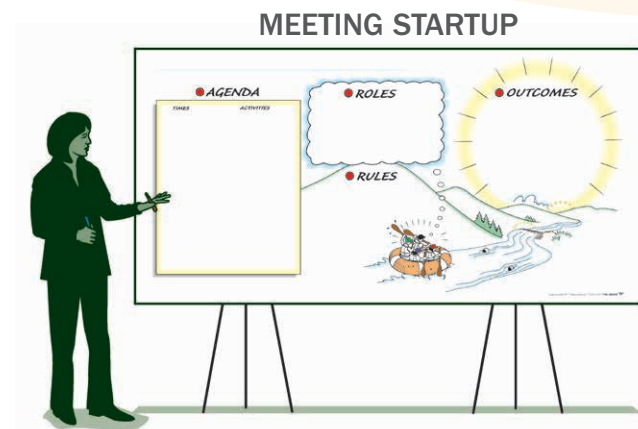


Moving into the present, we create a snapshot of the current environment and help a group understand the factors, trends and forces impacting the organization.



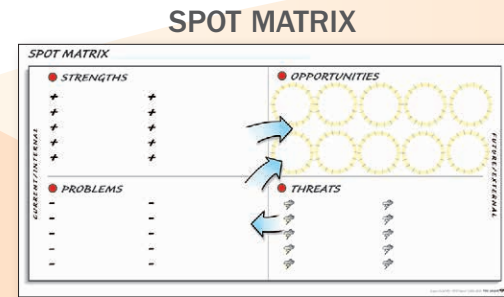
We begin by drawing out a group's past, tracking where the organization has been in order to define where it is headed. It is an excellent way to bring a team together.

## STAGE 1: Preparing for the Journey



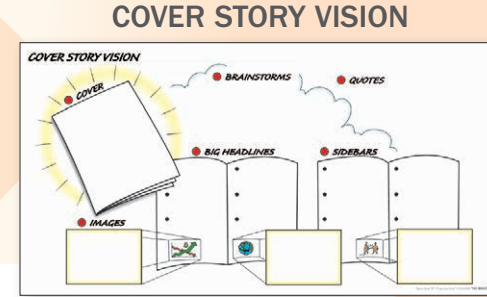
Our consultants will help customize a Strategic Visioning Process for your group. The *Meeting Startup* templates provide the outcomes, agenda, roles and rules for the journey.

## STAGE 3: Agreeing on Current Realities



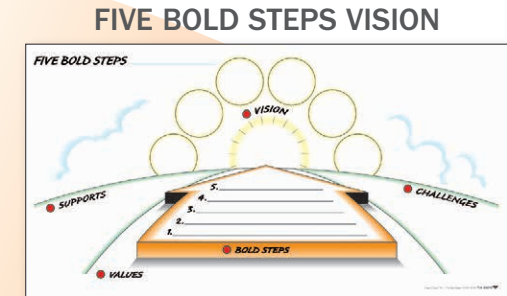
To make the case for change, we survey the organization's strengths and problems in relation to the major opportunities and threats it faces.

## STAGE 4: Opening to a Vision



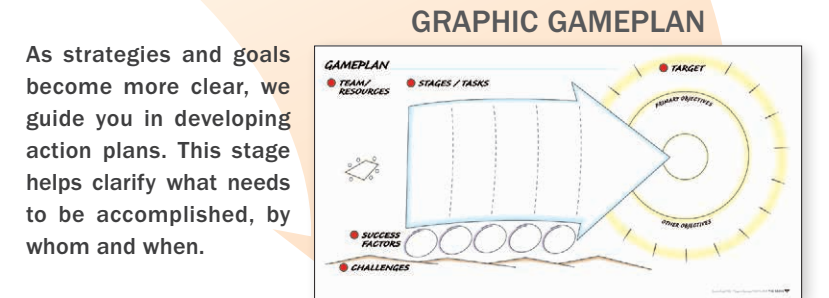
We help cultivate opportunities by first looking at the past, present and future, and then engaging the group in developing its own vision.

## STAGE 5: Creating Strategies



We focus the vision by clustering the themes found in the *Cover Story*. Commitment to the vision begins by identifying the key strategies that the group sees as necessary to realize it.

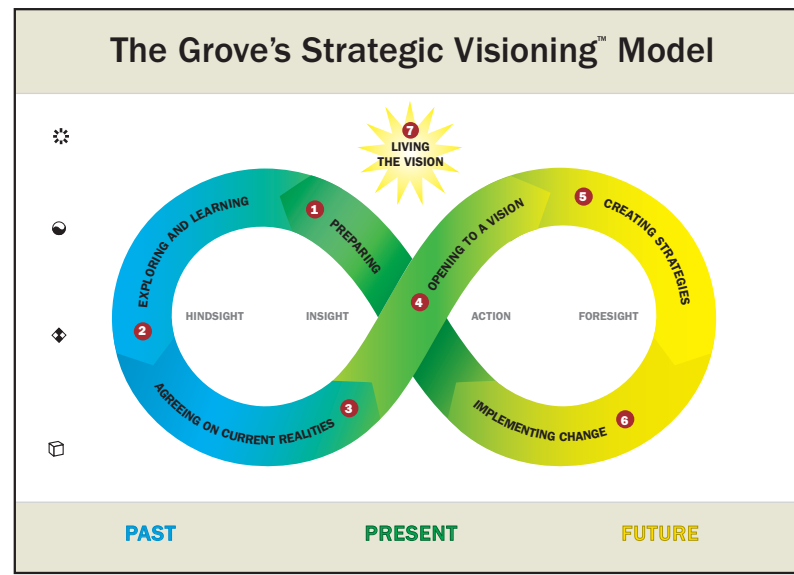
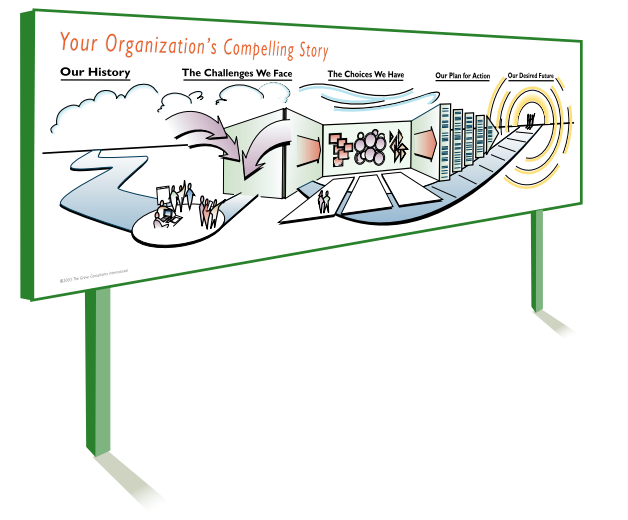
## STAGE 6: Implementing Change



As strategies and goals become more clear, we guide you in developing action plans. This stage helps clarify what needs to be accomplished, by whom and when.

## STAGE 7: Living Your Vision in Action

**GROVE STORYMAP®**  
Synthesize your visioning and strategy work into a Grove Storymap. These "big-picture" maps get your employees and other stakeholders on the same page and mobilized for action. For more information about Grove Storymaps, visit our website, [www.thegrove.com](http://www.thegrove.com), and look through our case studies.



Create a powerful vision and strategy with these basic moves through The Grove's Strategic Visioning Process.

## Strategic Visioning Services, Training & Tools

### Services

#### Meeting Facilitation Services

The Grove designs, facilitates and implements Strategic Visioning processes tailored to your needs and sense of urgency. Our consultants are skilled in group-process design and consensus-building facilitation to deliver a shared vision and goals for your organization.

#### Coaching Services

The Grove's consultants are available to coach practitioners who need assistance designing and delivering a Strategic Visioning process.

### Training

#### Strategic Visioning Workshop

This is an in-depth course in The Grove's Strategic Visioning™ Process and is recommended for all practitioners. This workshop and the accompanying materials will prepare you to lead Strategic Visioning processes either within your organization or as a consultant to organizations.

### Tools

#### Graphic Guides®

These templates are the signature tools in The Grove's Visual Planning Systems. They work as both brainstorming and summarization tools. When mounted in a room, they create an instant decision-support environment. Complete step-by-step Leader's Guides accompany each of the Graphic Guides.

Our Digital Graphic Guides® offer these same templates in Microsoft PowerPoint® format and provide a visual focus for web conferences and meeting follow-up.

#### Strategic Visioning Agenda Planning Kit

This card set includes sample agendas for one-day, two-day and virtual meetings. The accompanying best-practice cards explain each step in the agendas. These are used to plan your process.

For more information please contact us at [info@thegrove.com](mailto:info@thegrove.com).



+1.415.561.2500 • 800.49.GROVE (in N. America)  
1000 O'Reilly Avenue, San Francisco, CA 94129

[www.thegrove.com](http://www.thegrove.com)

---